cut fold glue tab Print at 100% on cardstock (thick craft paper)

5 cm

What you're making



How to build it

Which paper

Best: cardstock, the thick craft paper (65-110 lb, 160-220 g/m²). It folds crisply and the pieces stand up on their own.

No cardstock? Print on regular paper, glue each sheet onto thin cardboard like an old cereal box, let it dry, then cut. Regular paper alone is too floppy.

Print at 100%, not "fit to page": the 5 cm ruler at the top should measure 5 cm. You also need scissors, a ruler and a glue stick or white craft glue.

Every piece has a number, printed on it and under it. Parts of the same thing share its number with a letter (5a, 5b). Each grey glue tab says where it goes: "under 1" means glue it under piece 1, "to 5b" means glue it to part 5b.

1. Cut and fold

Cut out each piece on the solid lines, and cut out the windows. Fold every dashed line before you glue; pressing along it first with an empty ballpoint pen and a ruler makes a crisp fold. Glue tabs fold back, behind the piece.

2. The room

3. The furniture

2 Gingerbread house: Cut out 2a-2e, fold along the dashed lines and glue the tabs inside: each tab says which part it joins. Glue the flat parts (roofs, panels) on where they show. Glue it to the floor where 2 is marked.

3 Snowy fir tree: Fold 3a and 3b in half on the dashed line and glue each one back to back, then cut them out and cut along the slit lines. Slide 3b down into the slit of 3a so they make a cross. Glue its base to the floor where 3 is marked.

4, 5 Candy cane (2): Fold the tab at the bottom back. Glue the tab to the floor where its number is marked.

6-9 Gumdrop (4): Fold the tab at the bottom back. Glue the tab to the floor where its number is marked.

6. Gingerbread house · page 2 of 3

cut fold glue tab Print at 100% on cardstock (thick craft paper)

5 cm

2d Gingerbread house cut-out

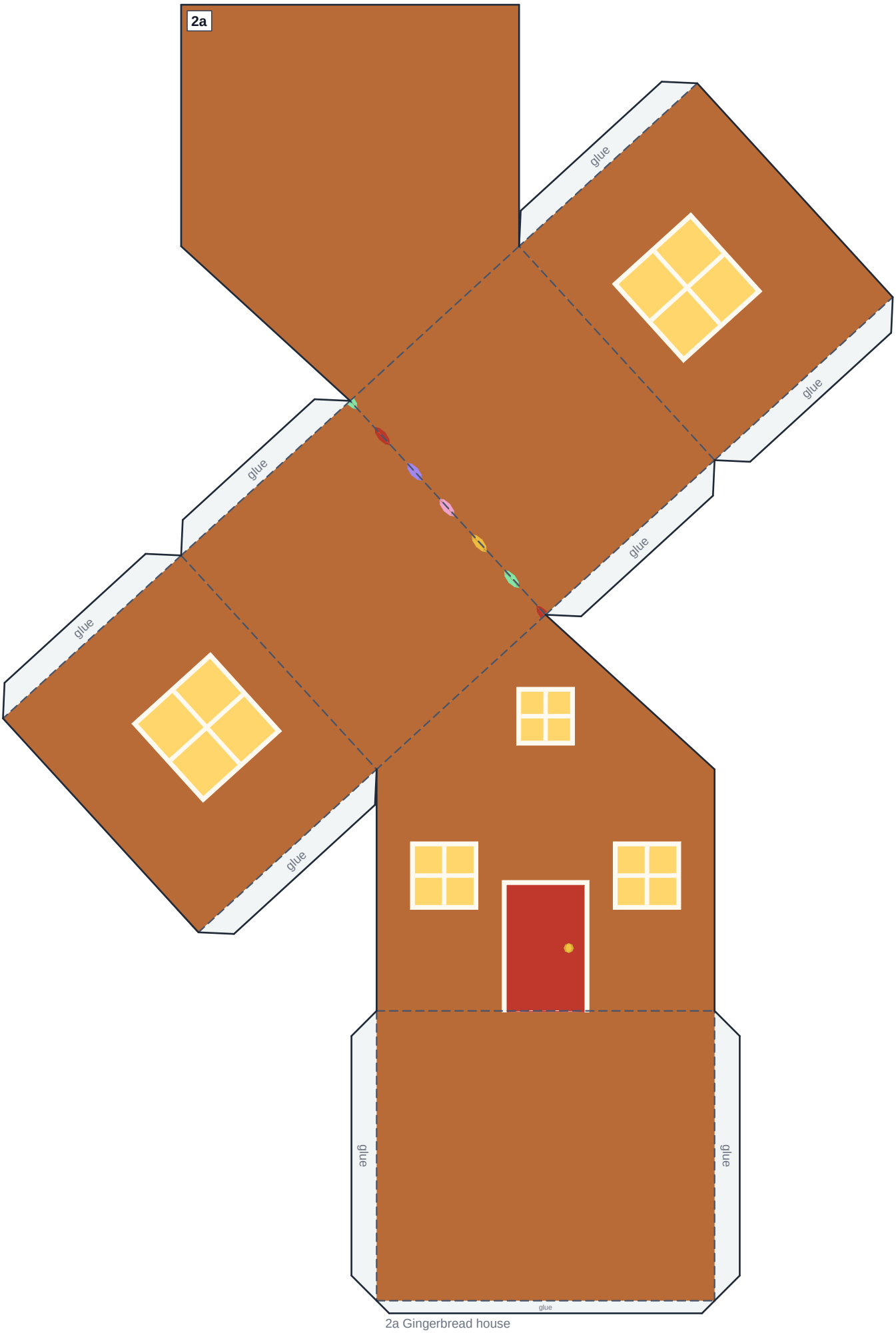

2a Gingerbread house

6. Gingerbread house · page 3 of 3

cut — — — fold ▭ glue tab Print at 100% on cardstock (thick craft paper)

5 cm

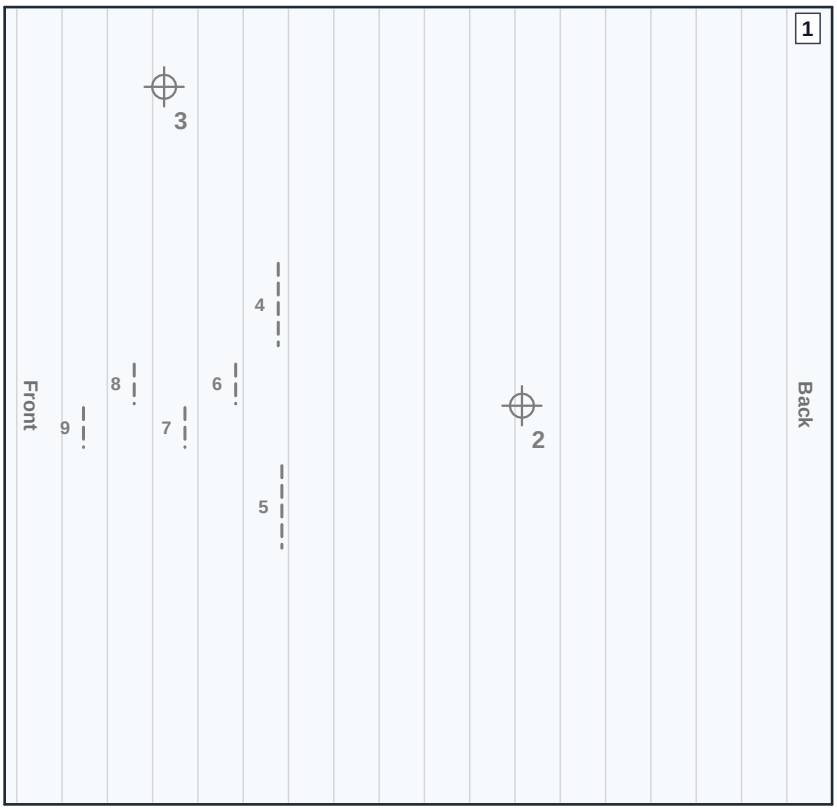




6 Gumdrop 1

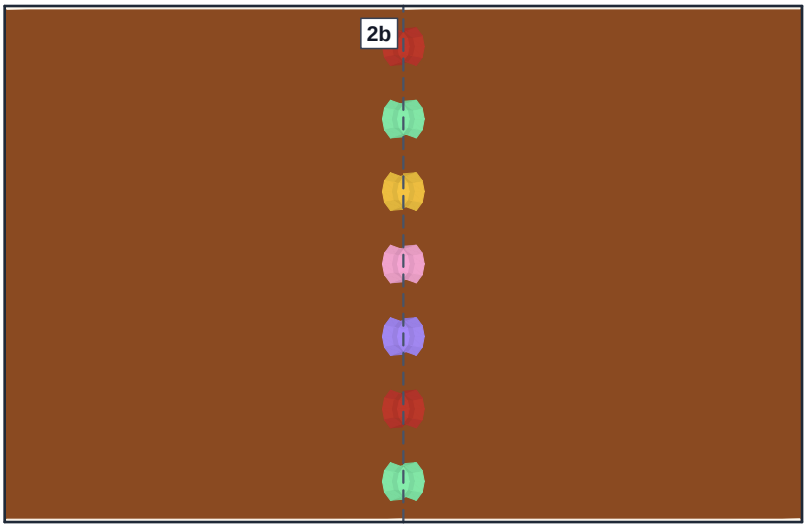



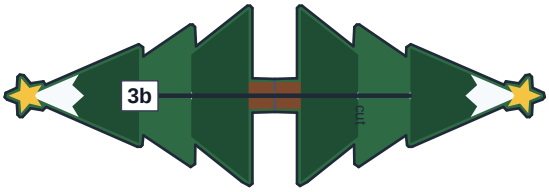

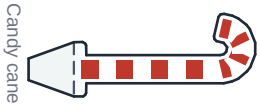

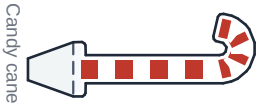


2e Gingerbread house cut-out


7 Gumdrop 2


8 Gumdrop 3


9 Gumdrop 4